

Scaled data based on original data using  
LM-31-95 IESNA Approved Method for Photometric Testing of Roadway Luminaires  
Using Incandescent Filament and High Intensity Discharge Lamps

Test Report Prepared for

Cooper Lighting Solutions

(formerly Eaton)

Brand: LUMIERE

Report Number: LTL TEST NUMBER 06666

Luminaire Tested: **1800-XX-50MR16-IT**

Issue Date: 3/3/2020

**Test Information**

Test Method: LM-31-95  
Report Number: LTL TEST NUMBER 06666  
Test Lab:  
Issue Date: 3/3/2020  
Manufacturer: COOPER LIGHTING SOLUTIONS (FORMERLY EATON)  
Product Line: LUMIERE  
Catalog Number: 1800-XX-50MR16-IT  
Description: EXTRUDED ALUMINUM HOUSING, FROSTED GLASS DIFFUSER ABOVE LAMP, CLEAR PATTERNED GLASS ENCLOSURE.  
Light Source: ONE GE Q50MR16C/CG15 50 WATT MR16 HALOGEN RATED AT 750 LUMENS.  
Ballast/Driver: ONE LIGHTTECH LET75 SERIES 5220000

**Summary**

Lumens per Lamp: 750 (1 lamp)  
Luminaire Lumens: 88.4 lumens  
Efficiency: 11.8%  
Efficacy: 1.8 lumens/watt  
Luminous Opening: Rectangular w/ Sides (W: 0.31' x L: 0.27' x H: 0.65')  
IES Classification: Type I - Short - Non-Cutoff  
BUG Rating: B0 - U2 - G0

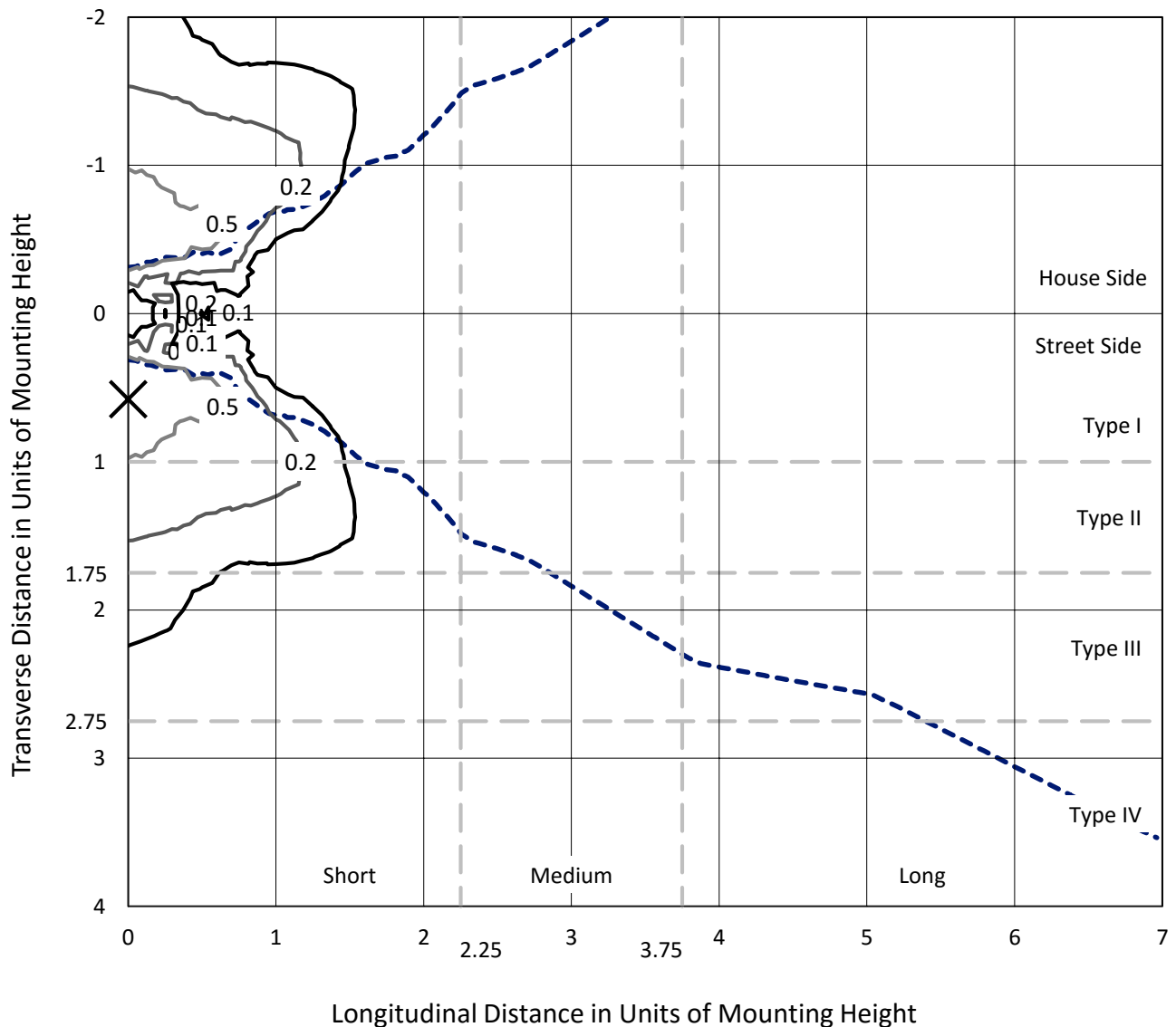
Input Watts (W): 50  
Input Voltage (V): NR  
Input Current (A<sub>in</sub>): NR  
Voltage Rise (V): NR  
Power Factor: NR  
Total Harmonic Distortion (THDi): NR  
Frequency (hertz): 60  
Stabilization Time: NR  
Operation Time: NR  
Ambient Temperature (°C): NR  
Test Distance: 25 FT



REPORT NUMBER: LTL TEST NUMBER 06666  
 CATALOG NUMBER: 1800-XX-50MR16-IT

### Iso-Footcandle Lines of Horizontal Illumination

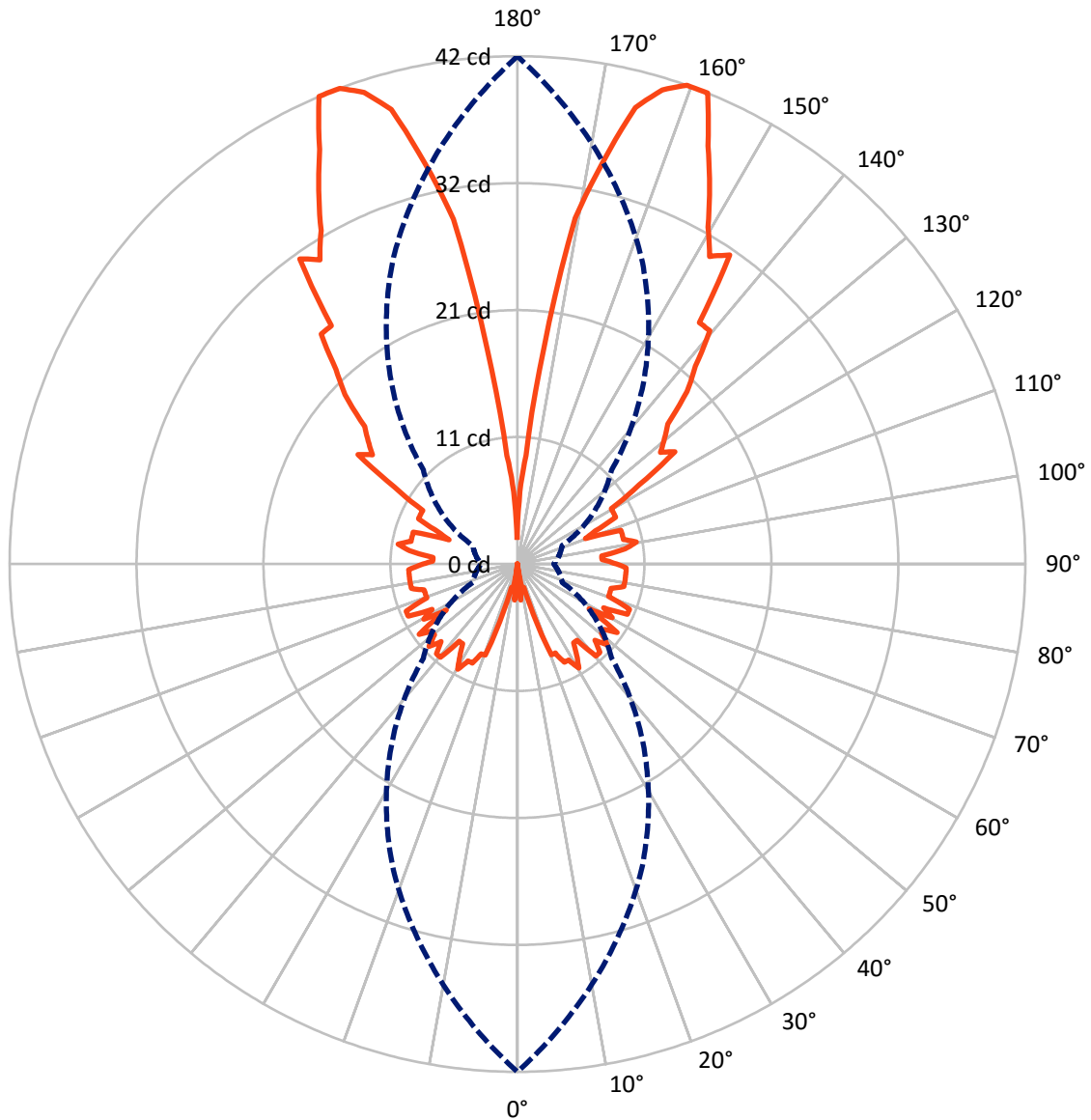
× Max cd  
 - - - 1/2 Max cd



Based on 2.6 foot mounting height. Maximum calculated value = 1 fc  
 Type I - Short - Non-Cutoff

REPORT NUMBER: LTL TEST NUMBER 06666  
CATALOG NUMBER: 1800-XX-50MR16-IT

### Luminous Intensity Polar Plot



— Vertical Plane Through 0-Deg Lateral    - - - Horizontal Cone Through 157.5-Deg Vertical

REPORT NUMBER: LTL TEST NUMBER 06666  
 CATALOG NUMBER: 1800-XX-50MR16-IT

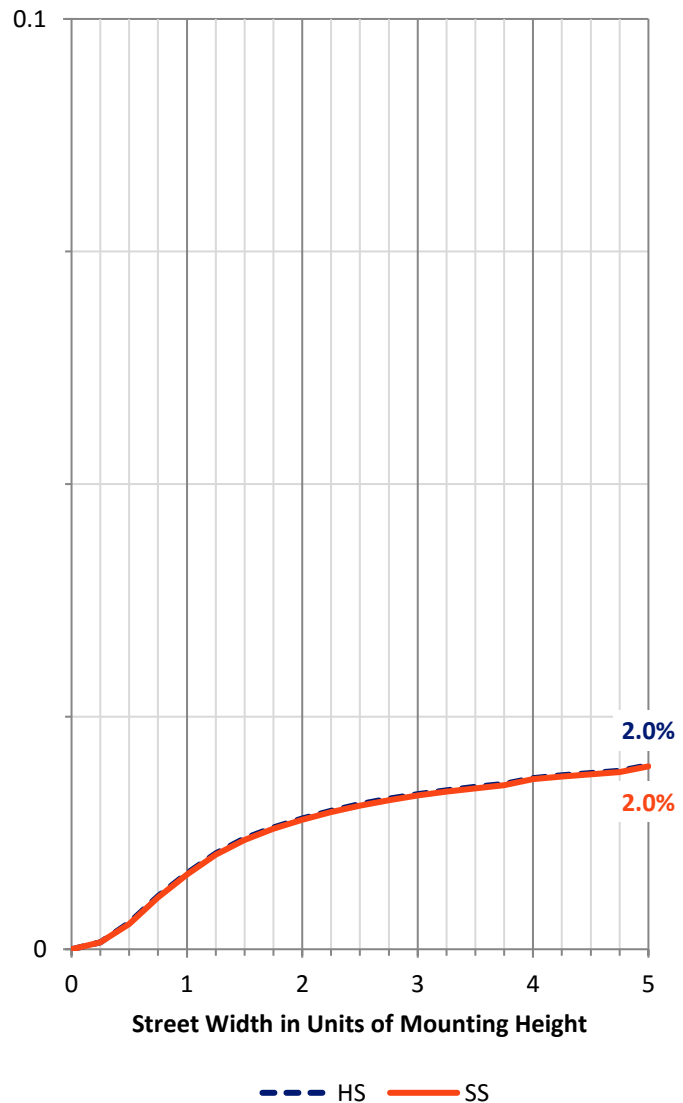
**FLUX DISTRIBUTION:**

		Downward	Upward	Total
<b>House Side</b>	Lumens	17.6	26.6	44.2
	% Lamp	2.3	3.6	5.9
<b>Street Side</b>	Lumens	17.6	26.6	44.2
	% Lamp	2.3	3.6	5.9
<b>Total</b>	Lumens	35.1	53.3	88.4
	% Lamp	4.7	7.1	11.8

**Coefficient of Utilization**

**ZONAL LUMENS:**

Zone	Lumens	% Fixture	% Lamp
0°-10°	0.1	0.2	0.0
10°-20°	0.5	0.6	0.1
20°-30°	1.8	2.0	0.2
30°-40°	3.5	4.0	0.5
40°-50°	4.3	4.9	0.6
50°-60°	5.4	6.1	0.7
60°-70°	5.7	6.4	0.8
70°-80°	6.2	7.0	0.8
80°-90°	7.7	8.7	1.0
90°-100°	7.4	8.4	1.0
100°-110°	6.9	7.8	0.9
110°-120°	6.0	6.7	0.8
120°-130°	6.2	7.0	0.8
130°-140°	7.0	8.0	0.9
140°-150°	7.6	8.5	1.0
150°-160°	7.1	8.0	0.9
160°-170°	4.4	4.9	0.6
170°-180°	0.8	1.0	0.1
0°-90°	35.1	39.7	4.7
0°-180°	88.4	100.0	11.8

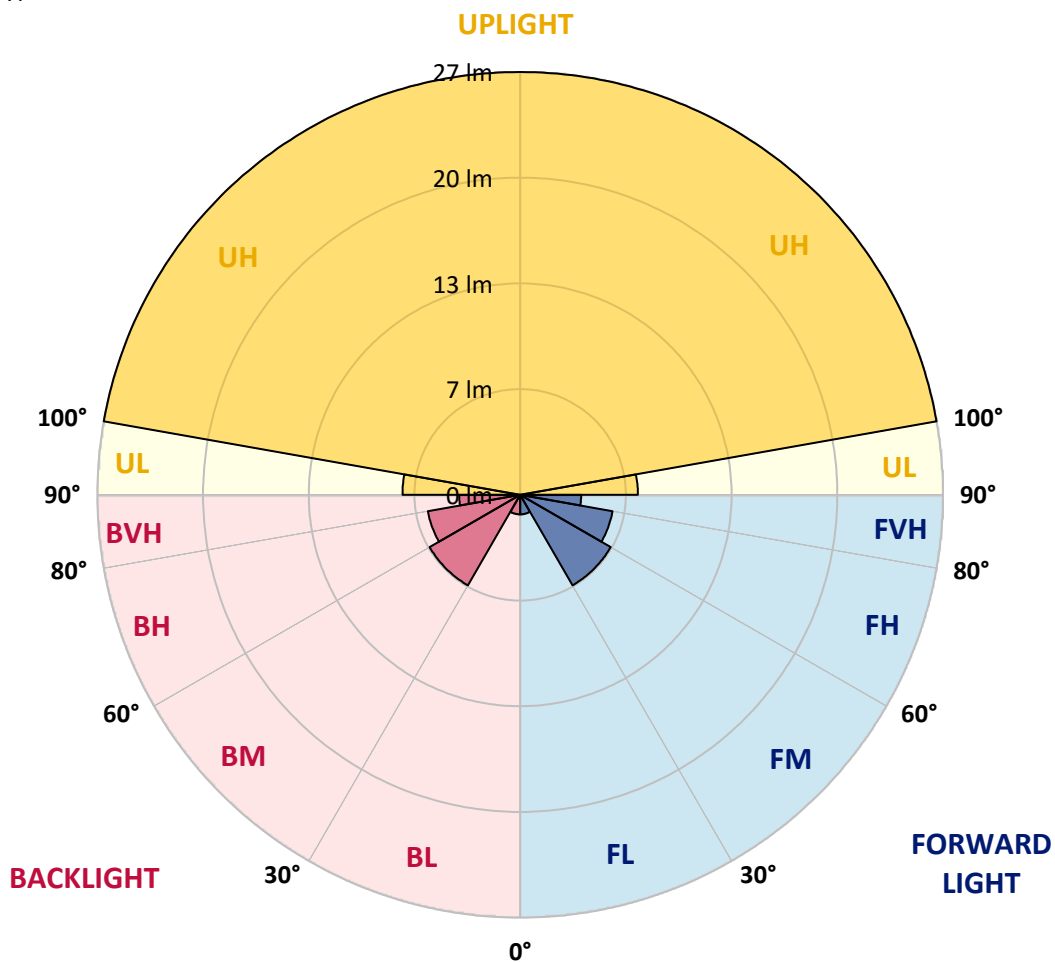


REPORT NUMBER: LTL TEST NUMBER 06666  
 CATALOG NUMBER: 1800-XX-50MR16-IT

**LUMINAIRE CLASSIFICATION SYSTEM LUMEN TABLE AND BUG RATING:**

Zone	Lumens	% Lamp	Zone Rating/Lumen Limit		
			B	U	G
FL (0°-30°)	1.2	0.2			
FM (30°-60°)	6.6	0.9			
FH (60°-80°)	5.9	0.8			G0/660
FVH (80°-90°)	3.8	0.5			G0/10
BL (0°-30°)	1.2	0.2	B0/110		
BM (30°-60°)	6.6	0.9	B0/220		
BH (60°-80°)	5.9	0.8	B0/110		G0/110
BVH (80°-90°)	3.8	0.5			G0/10
UL (90°-100°)	7.4	1.0		U1/10	
UH (100°-180°)	26.6	3.6		U2/50	
Trapped Light	661.6	88.2			

**BUG Rating: B0-U2-G0**  
 Type I Short





REPORT NUMBER: LTL TEST NUMBER 06666

CATALOG NUMBER: 1800-XX-50MR16-IT

**CANDELA DISTRIBUTION (FULL):**

	0°	22.5°	45°	67.5°	90°
0°	0	0	0	0	0
2.5°	1	1	1	1	0
5°	3	4	3	1	0
7.5°	0	0	2	2	0
10°	2	1	1	3	0
12.5°	2	2	0	3	1
15°	2	1	1	3	0
17.5°	5	3	2	1	0
20°	8	5	1	0	0
22.5°	8	6	1	0	1
25°	9	8	3	0	1
27.5°	9	9	5	0	1
30°	10	8	5	1	0
32.5°	9	8	6	1	1
35°	8	10	8	2	0
37.5°	8	9	9	2	1
40°	10	6	9	2	1
42.5°	10	7	8	1	1
45°	9	8	8	1	1
47.5°	10	8	8	1	1
50°	9	9	8	1	1
52.5°	9	9	9	2	1
55°	10	7	10	2	1
57.5°	7	7	10	2	2
60°	9	6	8	3	1
62.5°	8	6	9	2	1
65°	10	7	9	3	2
67.5°	10	7	8	3	0
70°	8	7	7	3	1
72.5°	8	7	8	3	2
75°	8	6	8	3	1
77.5°	9	8	8	3	1
80°	9	10	9	4	0
82.5°	9	10	9	4	1
85°	9	9	10	4	1
87.5°	9	10	10	4	2
90°	8	9	10	3	2
92.5°	7	9	10	3	0
95°	7	9	10	4	1
97.5°	9	10	10	4	1
100°	10	10	9	3	1
102.5°	9	11	8	3	1
105°	9	10	8	3	1
107.5°	9	9	8	3	1
110°	6	8	9	4	1



REPORT NUMBER: LTL TEST NUMBER 06666

CATALOG NUMBER: 1800-XX-50MR16-IT

**CANDELA DISTRIBUTION (continued):**

	0°	22.5°	45°	67.5°	90°
112.5°	7	7	9	3	1
115°	9	7	8	4	2
117.5°	9	8	8	3	2
120°	9	8	7	3	2
122.5°	12	10	8	3	1
125°	16	9	7	3	1
127.5°	15	9	8	3	2
130°	16	11	7	3	2
132.5°	17	14	8	3	2
135°	20	15	8	3	1
137.5°	22	14	8	4	3
140°	25	16	9	4	3
142.5°	25	18	9	5	3
145°	31	18	9	6	3
147.5°	30	17	9	5	3
150°	32	21	12	5	4
152.5°	35	24	12	5	3
155°	38	25	11	4	3
157.5°	42	27	11	4	3
160°	42	27	12	4	1
162.5°	41	27	12	4	1
165°	39	26	12	4	1
167.5°	34	26	12	5	2
170°	29	20	11	5	0
172.5°	18	15	11	5	1
175°	9	10	7	4	2
177.5°	6	6	5	2	2
180°	2	2	2	2	2

(END OF REPORT)